



INSTALLATION GUIDELINES

WOVEN GEOTEXTILES


IG:TW/S04/0221/V001

INSTALLATION GUIDELINES

WOVEN GEOTEXTILES

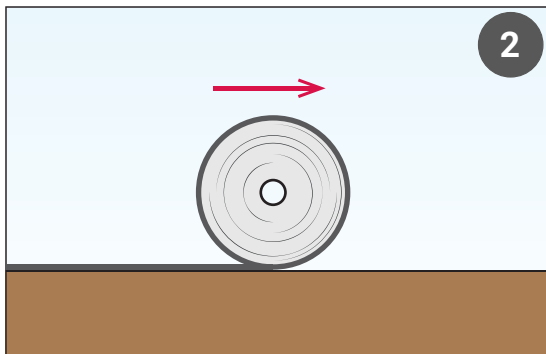
INTRODUCTION

The following is offered as a guideline only to assist with the installation of Woven geotextiles. No responsibility is taken nor warranty offered by Technical Civils Solutions upon adoption of these guidelines.



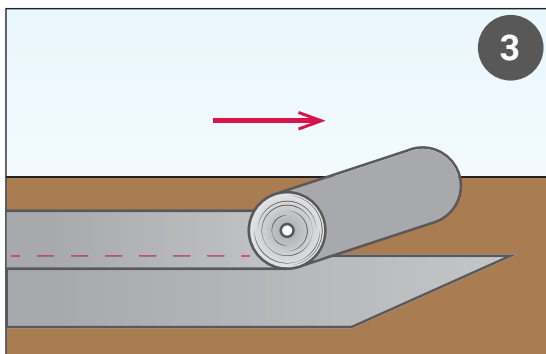
1. SUBGRADE PREPARATION

Level the subgrade to remove ruts, potholes etc. with a depth greater than 100mm.



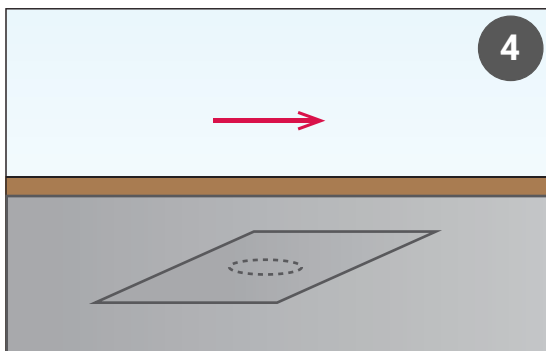
2. LAYING THE GEOTEXTILE

Roll out the geotextile over the prepared subgrade.



3. JOINTING OF GEOTEXTILE LAYERS

Jointing is made by overlapping of rolls by at least 300mm. Increase the overlap to at least 500mm if the subgrade is very uneven or soft.



4. REPAIR OF DAMAGES (IF NECESSARY)

In the case of damages occurring during installation, these have to be covered with a piece of woven of the same quality. Such patches can be cut to size with a knife or with scissors.

The cover must protrude by a minimum of 500mm over the edge of the damaged spot. The patches must be fixed in their position with fill material.

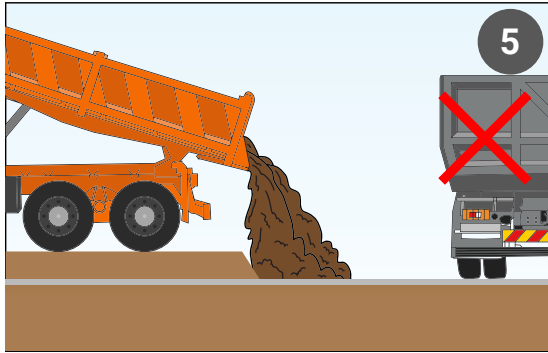
REGISTERED OFFICE ADDRESS

Units 2 & 5 Tetbury Close
Martland Industrial Park
Wigan
Greater Manchester
WN5 0LA

1. TCS Geotechnics is a trading name of Technical Civils Solutions Ltd
2. TCS Geotechnics Ltd reserves the right to alter product specifications without prior notice.
3. It is the responsibility of all users to satisfy themselves that the above data is current.
4. The above figures are average values obtained from testing to current EN ISO standards
5. TCS Ltd cannot accept responsibility for the performance of these products as the conditions of use are beyond our control.
6. Installation details are available on request.

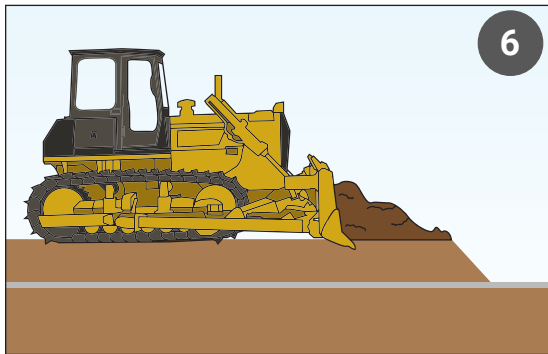


WOVEN GEOTEXTILES



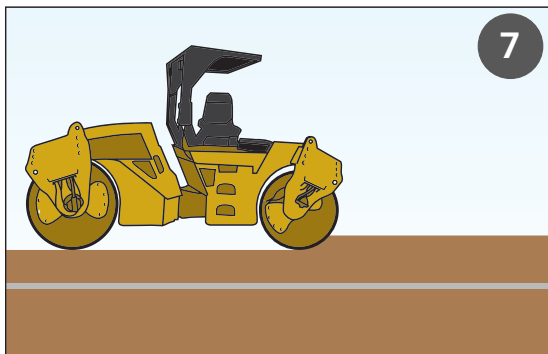
5. PLACING OF THE SUB-BASE MATERIAL

Trucks should not be driven directly over the geotextile: the aggregate should be back dumped. The required depth of the fill material depends on the bearing capacity of the subsoil but should not be less than 400 mm for low bearing-capacity soils.



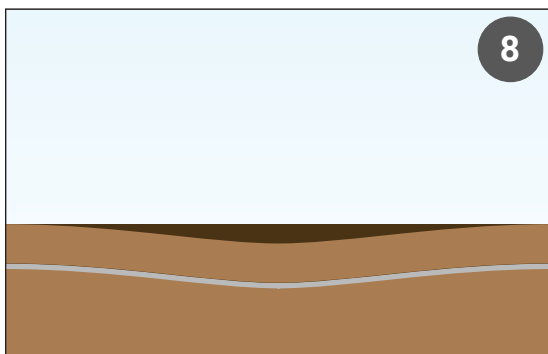
6. SPREADING

Spreading should be carried out with tracked plant (due to lower pressure soil contact-pressure).



7. COMPACTION

Compaction equipment employed and methodology adopted should clearly be suited to the ground conditions and type of fill used. Comprehensive guidance can be found in the UK Department of Transport, Volume 1 – Specification for Highway Works, Series 600 - Earthworks



8. Rut repair (if necessary)

If rutting occurs after a period of use, re-grade the sub-base layer by filling these ruts with fresh aggregate. Do not simply level out with a grader.

REGISTERED OFFICE ADDRESS

Units 2 & 5 Tetbury Close
Martland Industrial Park
Wigan
Greater Manchester
WN5 0LA

1. TCS Geotechnics is a trading name of Technical Civils Solutions Ltd
2. TCS Geotechnics Ltd reserves the right to alter product specifications without prior notice.
3. It is the responsibility of all users to satisfy themselves that the above data is current.
4. The above figures are average values obtained from testing to current EN ISO standards
5. TCS Ltd cannot accept responsibility for the performance of these products as the conditions of use are beyond our control. 6. Installation details are available on request.



BRANCHES

WIGAN

UNITS 2 & 5 TETBURY CLOSE
MARTLAND PARK
WIGAN
LANCASHIRE
WN5 0LA

TEL: 01942 218597

EMAIL: SALES@TCS-GEOTECHNICS.CO.UK



www.tcs-geotechnics.co.uk